

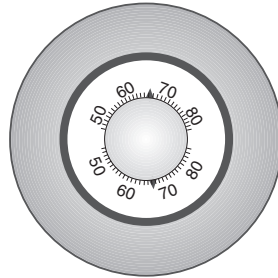
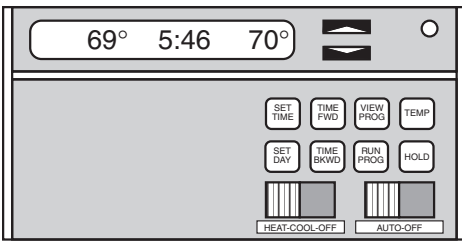
HOME ENERGY GUIDE

© 2002 Saturn Resource Management, Inc.
www.srmi.biz

Published by:
USDOE
Seattle Regional Office



Thermostats, heating and cooling

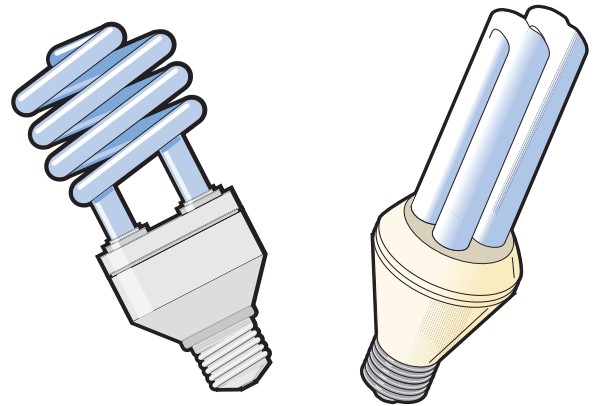


Families with regular schedules of sleep and waking can save at least 10% of heating costs by using a programmable thermostat. Families who are gone from the house during the day can save 15% or more on heating and cooling, using a programmable thermostat. If you are very faithful about setting a manual thermostat, you can achieve similar savings.

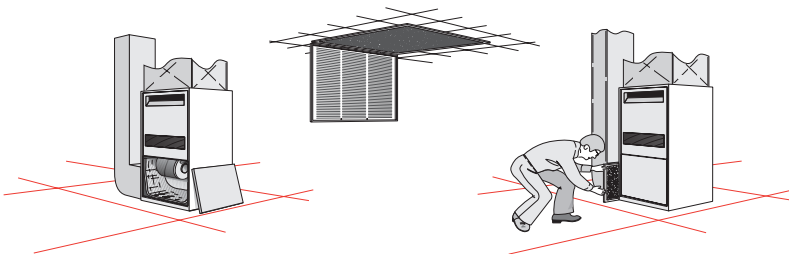
Wearing appropriate clothing can make a big difference about where you set your thermostat for comfort in both summer and winter. Dressing in layers and long sleeves can produce comfort at lower winter thermostat settings. Extra blankets allow deeper thermostat setbacks. Exposing plenty of skin during the summer and using the low-cost suggestions on the reverse side of this sheet can keep you cool without air conditioning.

Compact fluorescent lights

Compact fluorescent bulbs use about one-third of the electricity of the standard incandescent bulbs. They also last around 10 times as long. When replacing bulbs, spend the extra money for compact fluorescent and you'll save energy and help the environment

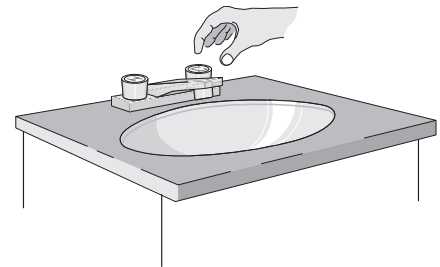


Furnace filters



Know where your furnace filters are located. Furnace filters should be cleaned or replaced at least twice a year.

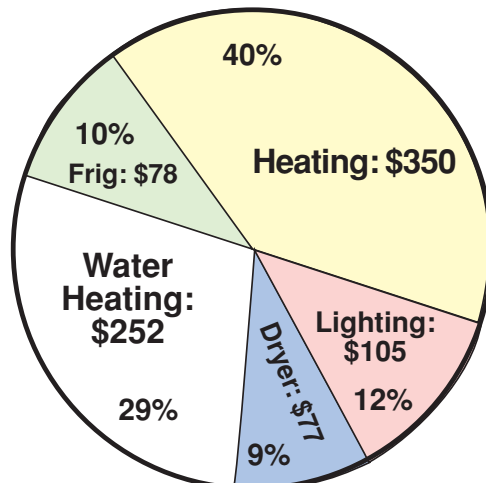
Reach for the cold water



Reach for the cold water unless you need hot water.

Five big energy users

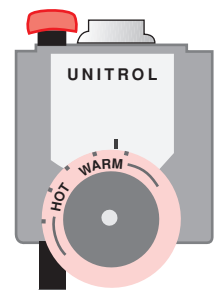
There are five major energy uses you can control. This pie chart shows approximate annual cost and percent of the total for each of the five.



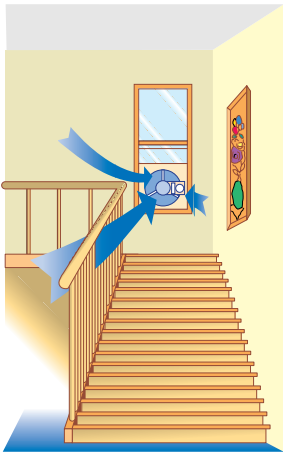
Setting hot water temperature



Turn water heaters off or to a vacation setting when you're away from home. Set water heater to 120–125°F, using a thermometer to measure tap-water temperature. Mark this temperature on the dial so you'll know where to reset temperature after returning home.



Window fan cools with outdoor air

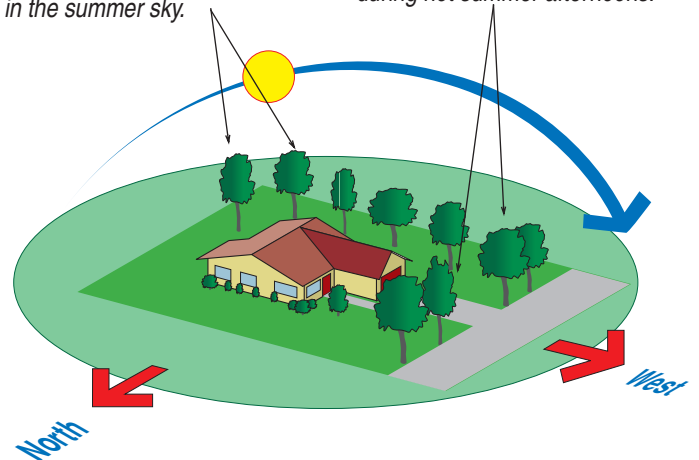


Use window fans to cool your home during the evening and night. The cool night air will flush heat, collected during the hot summer day, out of your home.

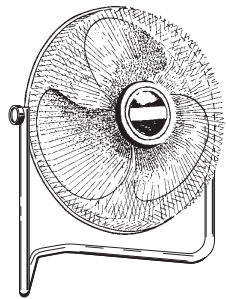
Trees shade house and provide summer comfort

Plant tall leaf-bearing trees 10 to 15 feet away from the south-facing side of the home to block solar heat from high in the summer sky.

Plant wide trees 15 to 30 feet away from the home's west side to block low-angle solar heat during hot summer afternoons.



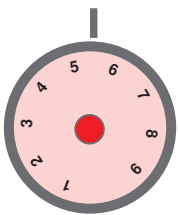
Trees provide the best shading and may also be the most cost-effective shading devices available.



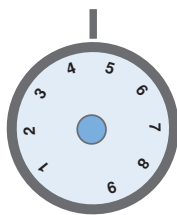
Floor fan for circulating air

Circulating fans cool the body directly and allow a higher thermostat setting to provide acceptable comfort, compared to still air. Use circulating fans to create a wind chill in occupied rooms.

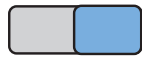
Setting refrigerator temperatures




Refrigerator



Freezer

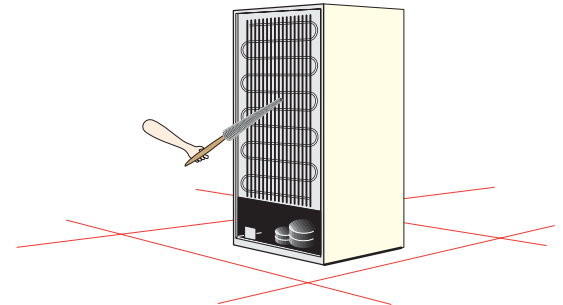


Energy Saver



The dials adjust refrigerator temperature, which should be in the ranges shown. The energy saver switch turns off the door mullion heaters that prevent frost build-up in humid climates. The heat produced by these heaters consumes electricity and must be removed by the refrigeration system.

Dusting refrigerator coils



Dusting coils on the back or bottom of the refrigerator helps to keep the refrigerator running efficiently.

Laundry Recommendations

Save laundering energy in the following ways.

- Use cold water whenever possible, since clothes washers often perform as well with cold water as with warm or hot water, especially with lightly soiled clothes.
- Fully load clothes washers and dryers to get the most out of every laundry energy dollar.
- Clean the dryer lint filter after each cycle.
- Choose your dryer's electronic or automatic cycle instead of the timer.
- Consider drying clothes on a clothesline whenever possible.

Dryer control

Somewhere in the middle of the automatic cycle, you'll find a setting that dries your clothes but doesn't over-dry them. Better yet, hang wash on a clothesline,

